

Original

# Stock

## AASBD 8 Racer Double Elimination Heat Chart - Enhanced

Division: \_\_\_\_\_ Date: 4/30/2023  
Race City: Stanwood

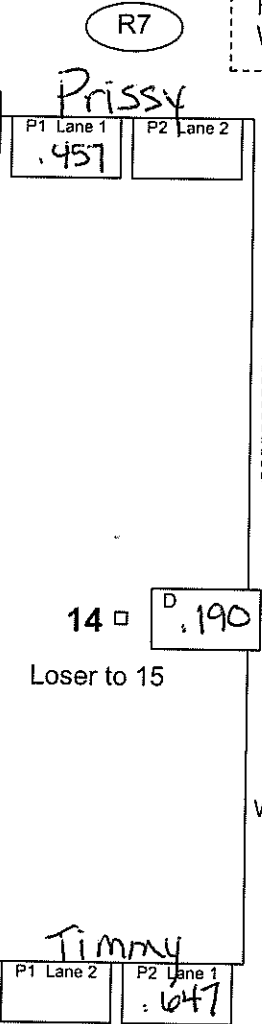
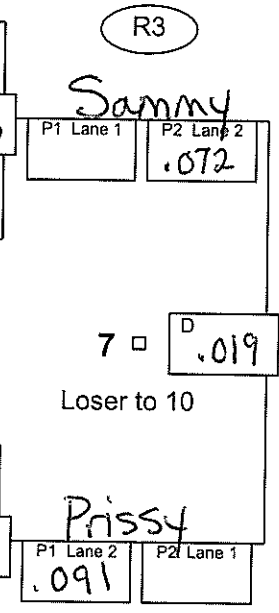
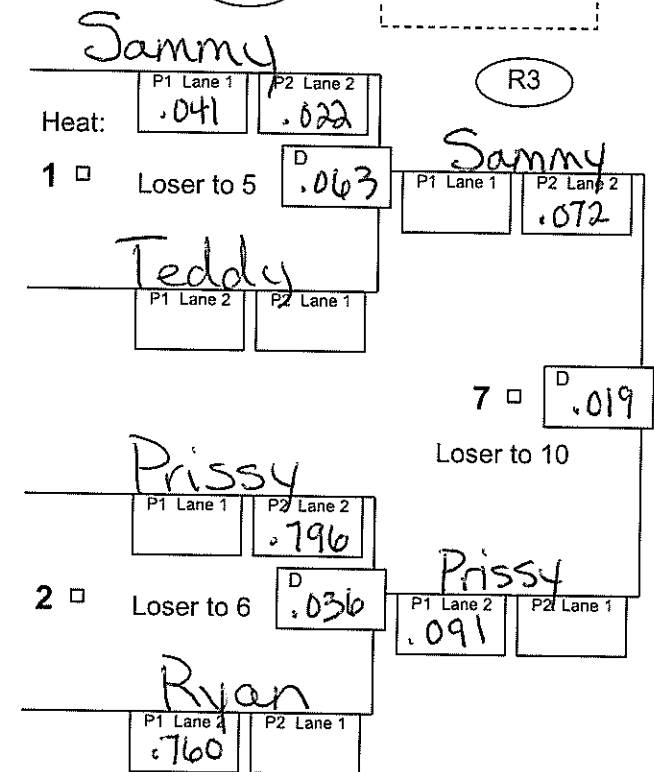
Heat chart for 5 through 8 racers.  
Double elimination, wheel and lane swap.

D = Differential between P1 and P2 times  
L = Loser  
P1 = Phase 1 time  
P2 = Phase 2 time  
R1 = Round 1, round 2, etc.  
W = Winner

Note:  
Winner of Heat 14 takes warm up run behind Phase 1 and Phase 2 of Heat 15

Runoff required if W of 15 wins Heat 16

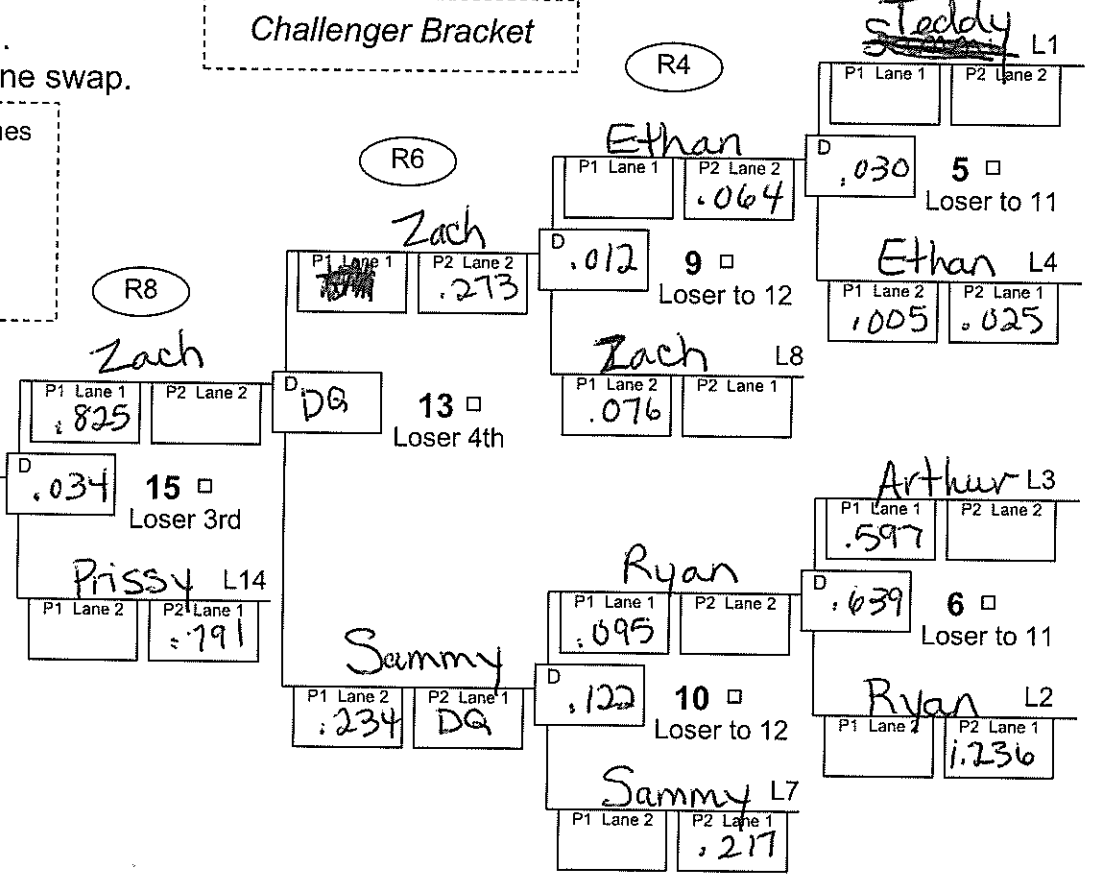
Round: R1 1st Bracket



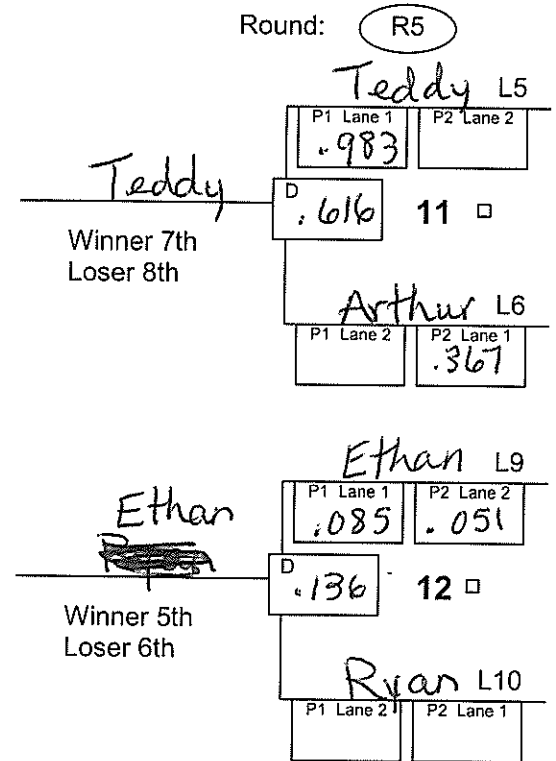
Place byes in Heat 1, 3, 2  
Racer(s) in Bye heat shall make two runs down track

Challenger Bracket

Round: R2



- Places**
- 1st (W16 or 17) Timmy
  - 2nd (L16 or 17) Zach
  - 3rd (L15) Prissy
  - 4th (L13) Sammy
  - 5th (W12) Ethan
  - 6th (L12) Ryan
  - 7th (W11) Teddy
  - 8th (L11) Arthur



Max  
Race