

AASBD 8 Racer Double Elimination Heat Chart - Enhanced

Division: Masters Date: 9-25-22

70 RPs

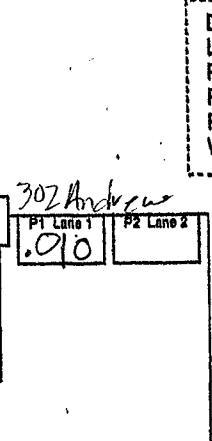
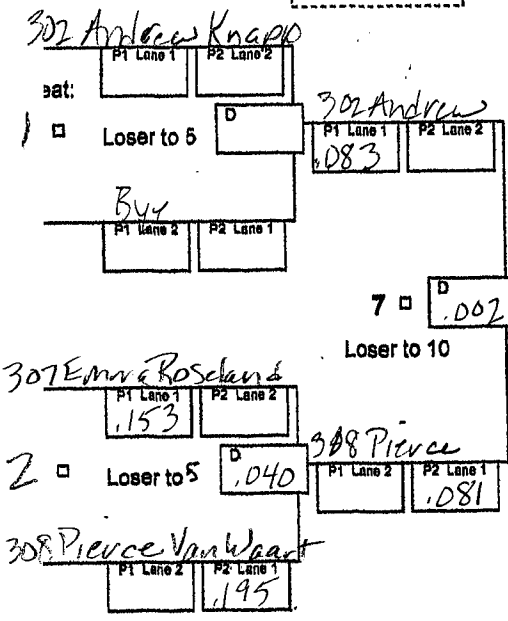
Race City: Omaha NE SUNDAY

Heat chart for 5 through 8 racers.
Double elimination, wheel and lane swap.

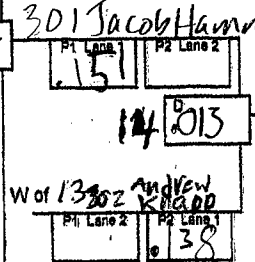

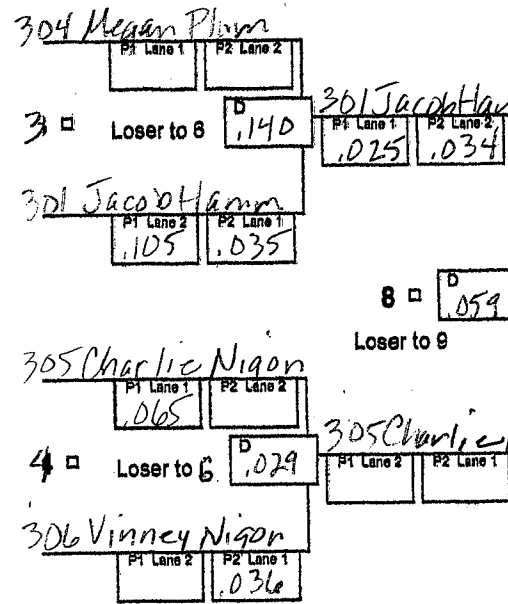
D = Differential between P1 and P2 times
L = Loser
P1 = Phase 1 time
P2 = Phase 2 time
R1 = Round 1, round 2, etc.
W = Winner

1st Bracket

Challenger Bracket



Note:
Winner of Heat 2 is allowed a warm up run behind Phase 1 and Phase 2 of Heat 13



Runoff required if W of 13 wins Heat 14

- Places
- 1st (W 14-25) 301 JACOB HAMM
 - 2nd (L 14-15) 302 ANDREW KNAPP
 - 3rd (L 13) 308 PIERCE VANWORT
 - 4th (L 11) 305 CHARLIE NIGON
 - 5th (W 502) 307 EMMA ROSELAND
 - 6th (L 502) 306 VINNEY NIGON
 - 7th (W 501) 304 MEGAN PLUM
 - 8th (L 501) —

Place byes in Heat 1, 5, 3

Racer(s) with Bye heat shall make two runs down track

